



**MY CAMPUS BUDDY
PRESENTS
COMPETITION FOR SKILL ENHANCEMENT - 2022**

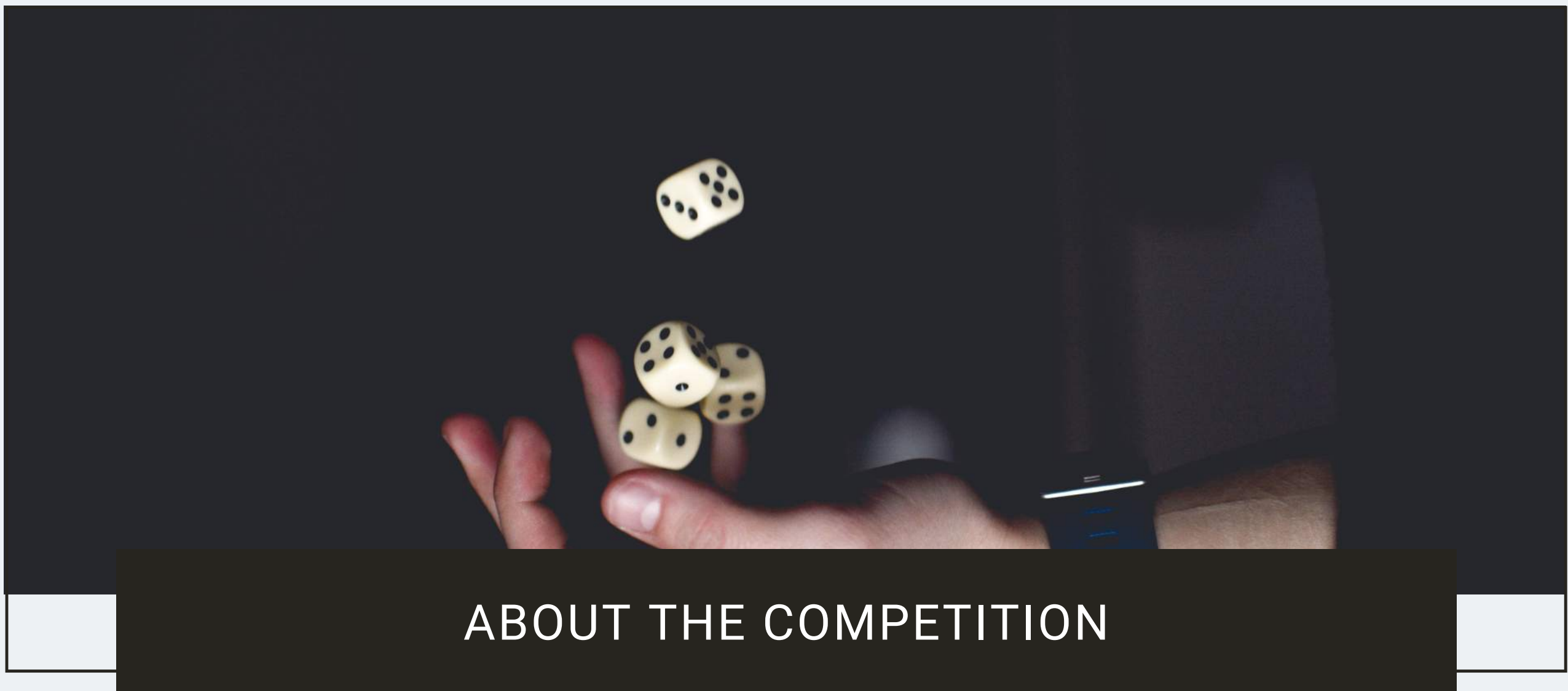
UPDATED: 18 APRIL 2022

My Campus Buddy
www.mycampusbuddy.in
hello@mycampusbuddy.in



TABLE OF CONTENTS

1. ABOUT THE COMPETITION
2. STORY WRITING COMPETITION (IN CULTURAL)
3. ARTICLE WRITING COMPETITION (IN CULTURAL)
4. STORYTELLING COMPETITION (IN CULTURAL)
5. SKETCHING COMPETITION (IN CULTURAL)
6. PHOTOGRAPHY COMPETITION (IN CULTURAL)
7. POETRY COMPETITION (IN CULTURAL)
8. SINGING COMPETITION (IN CULTURAL)
9. DANCING COMPETITION (IN CULTURAL)
10. BASIC APP DEVELOPMENT COMPETITION (IN TECHNICAL)
11. POSTER DESIGNING COMPETITION (IN TECHNICAL)
12. VIDEO EDITING & ANIMATION COMPETITION (IN TECHNICAL)
13. WEB DESIGNING COMPETITION (IN TECHNICAL)
14. GUIDE FOR FILLING THE FORM ON THE WEBSITE
15. GUIDE FOR UPLOADING FILES ON GOOGLE DRIVE
16. FREQUENTLY ASKED QUESTIONS
17. ALL THE BEST



ABOUT THE COMPETITION

About the Competition:

As some of the great philosophers on this planet said if you want to be excellent in anything then practice it hundreds and thousands of times. The only way to achieve greatness is by practicing and improvements.

With the same motto, my campus buddy is organizing CSE (Competition For Skill Enhancement) for college students where they will develop & enhance their skills by doing a good amount of practice during this competition.

By participating in this competition college students can master their existing skills or can learn a new complementary skill.

The purpose behind organizing this competition is to give college students a platform for mastering their skills as well as a sense of accomplishment.

Terms:

- 1.All the below competition is only for solo participants which means this is not a team competition only one person can participate in each competition.
- 2.All the skill enhancement competition is only for college student, the one who is in college right now.
- 3.My campus buddy may give gift vouchers or goodies to the winner of different competitions for appreciation and acknowledgment of their hard work.
- 4.Winners of the different skill enhancement competitions will get featured on our web platform and social media.



STORY WRITING COMPETITION

Details of Competition

1. Competition Name: Story Writing
2. Topic: Write a story about soldiers who fight for their nation.
3. Word Limit: 2000
4. Advice: Think out of the box
5. Deadline: 08 May 2022

Steps to participate in the competition

- Step 1 - Login to mycampusbuddy.in (In case you are new then you need to signup first)
- Step 2 - Click on the competition menu at the Header/Footer of the website.
- Step 3 - Read all the details, rules, and regulations of the competition.
- Step 4 - Mark the deadline in your calendar.
- Step 5 - Complete your task before the due date
- Step 6 - After completing your task visit the competition page again to submit your work.

See the 16th page of this documentation to see the guide on how to submit/upload your work on my campus buddy website.

Rules of Competition

1. Participants will need to click photos of their content every time they complete one page or portion as their proof of work. The participant's face must be there in all the photographs.
2. Participants will need to upload all their proof of work photographs on their google drive and share the link in the proof of work section while applying for the competition.
3. All the participants are requested to make sure that they only upload their own work in this competition, if my campus buddy found any type of dispute, copyright issue, or work stolen complaint your (participant) entry in completion will be terminated effective immediately.
4. All the participants are requested to submit their work before the deadline, failing to do so may lead to their termination from the competition.
5. Participants will need to upload their **content** on google drive and share that link in the upload your work section while applying for the competition.



ARTICLE WRITING COMPETITION

Details of Competition

1. Competition Name: Article Writing
2. Topic: Why do people of India care more about religion than the good education and quality health care system?
3. Word Limit: 2000
4. Advice: Mention the changes we can bring
5. Deadline: 08 May 2022


Steps to participate in the competition

- Step 1 - Login to mycampusbuddy.in (In case you are new then you need to signup first)
- Step 2 - Click on the competition menu at the Header/Footer of the website.
- Step 3 - Read all the details, rules, and regulations of the competition.
- Step 4 - Mark the deadline in your calendar.
- Step 5 - Complete your task before the due date
- Step 6 - After completing your task visit the competition page again to submit your work.

See the 16th page of this documentation to see the guide on how to submit/upload your work on my campus buddy website.

Rules of Competition

1. Participants will need to click photos of their content every time they complete one page or portion as their proof of work. The participant's face must be there in all the photographs.
2. Participants will need to upload all their proof of work photographs on their google drive and share the link in the proof of work section while applying for the competition.
3. All the participants are requested to make sure that they only upload their own work in this competition, if my campus buddy found any type of dispute, copyright issue, or work stolen complaint your (participant) entry in completion will be terminated effective immediately.
4. All the participants are requested to submit their work before the deadline, failing to do so may lead to their termination from the competition.
5. Participants will need to upload their **content** on google drive and share that link in the upload your work section while applying for the competition.



STORYTELLING COMPETITION

Details of Competition

1. Competition Name: Storytelling
2. Topic: What happens to graduate students when they don't have a job?
3. Time Limit: 3 minutes
4. Advice: Make it inspiring
5. Deadline: 08 May 2022


Steps to participate in the competition

- Step 1 - Login to mycampusbuddy.in (In case you are new then you need to signup first)
- Step 2 - Click on the competition menu at the Header/Footer of the website.
- Step 3 - Read all the details, rules, and regulations of the competition.
- Step 4 - Mark the deadline in your calendar.
- Step 5 - Complete your task before the due date
- Step 6 - After completing your task visit the competition page again to submit your work.

See the 16th page of this documentation to see the guide on how to submit/upload your work on my campus buddy website.

Rules of Competition

1. Participants will need to click photos of their content every time they complete one page or portion as their proof of work, along with this participants will also need to click photos while video editing. The participant's face must be there in all the photographs.
2. Participants will need to upload all their proof of work photographs on their google drive and share the link in the proof of work section while applying for the competition.
3. All the participants are requested to make sure that they only upload their own work in this competition, if my campus buddy found any type of dispute, copyright issue, or work stolen complaint your (participant) entry in completion will be terminated effective immediately.
4. All the participants are requested to submit their work before the deadline, failing to do so may lead to their termination from the competition.
5. Participants will need to upload their **video** on google drive and share that link in the upload your work section while applying for the competition.



SKETCHING COMPETITION

Details of Competition

1. Competition Name: Sketching
2. Topic: How to stop the war between nations
3. Advice: Make it emotional
4. Deadline: 08 May 2022


Steps to participate in the competition

- Step 1 - Login to mycampusbuddy.in (In case you are new then you need to signup first)
- Step 2 - Click on the competition menu at the Header/Footer of the website.
- Step 3 - Read all the details, rules, and regulations of the competition.
- Step 4 - Mark the deadline in your calendar.
- Step 5 - Complete your task before the due date
- Step 6 - After completing your task visit the competition page again to submit your work.

See the 16th page of this documentation to see the guide on how to submit/upload your work on my campus buddy website.

Rules of Competition

1. Participants will need to click photos of their work every time they complete one design or design portion as their proof of work. The participant's face must be there in all the photographs.
2. Participants will need to upload all their proof of work photographs on their google drive and share the link in the proof of work section while applying for the competition.
3. All the participants are requested to make sure that they only upload their own work in this competition, if my campus buddy found any type of dispute, copyright issue, or work stolen complaint your (participant) entry in completion will be terminated effective immediately.
4. All the participants are requested to submit their work before the deadline, failing to do so may lead to their termination from the competition.
5. Participants will need to upload their **sketch work** on google drive and share that link in the upload your work section while applying for the competition.



PHOTOGRAPHY COMPETITION

Details of Competition

1. Competition Name: Photography
2. Topic: Unity in diversity
3. Advice: Make it inspiring
4. Deadline: 08 May 2022

Steps to participate in the competition

- Step 1 - Login to mycampusbuddy.in (In case you are new then you need to signup first)
- Step 2 - Click on the competition menu at the Header/Footer of the website.
- Step 3 - Read all the details, rules, and regulations of the competition.
- Step 4 - Mark the deadline in your calendar.
- Step 5 - Complete your task before the due date
- Step 6 - After completing your task visit the competition page again to submit your work.

See the 16th page of this documentation to see the guide on how to submit/upload your work on my campus buddy website.

Rules of Competition

1. As their proof of work, participants will need to click photos of themselves with the same background, location, person, object, or any other thing that is in the same photograph that they will submit as their work in the competition. The participant's face must be there in all the photographs.
2. Participants will need to upload all their proof of work photographs on their google drive and share the link in the proof of work section while applying for the competition.
3. All the participants are requested to make sure that they only upload their own work in this competition, if my campus buddy found any type of dispute, copyright issue, or work stolen complaint your (participant) entry in completion will be terminated effective immediately.
4. All the participants are requested to submit their work before the deadline, failing to do so may lead to their termination from the competition.
5. Participants will need to upload **only one photograph** on google drive and share that link in the upload your work section while applying for the competition.



Details of Competition

1. Competition Name: Poetry Writing
2. Topic: Gender discrimination
3. Language: Hindi, English, Urdu
4. Advice: Make it thought-provoking
5. Deadline: 08 May 2022

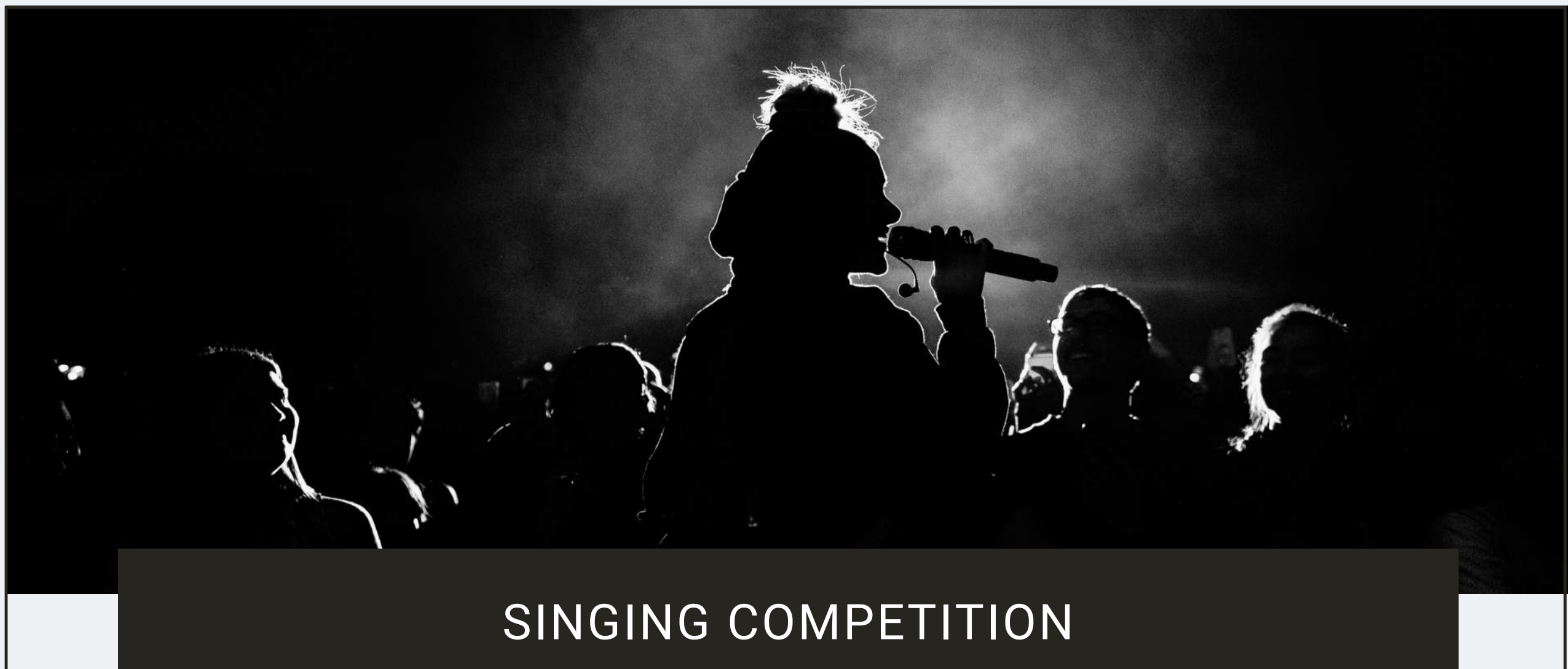
Steps to participate in the competition

- Step 1 - Login to mycampusbuddy.in (In case you are new then you need to signup first)
- Step 2 - Click on the competition menu at the Header/Footer of the website.
- Step 3 - Read all the details, rules, and regulations of the competition.
- Step 4 - Mark the deadline in your calendar.
- Step 5 - Complete your task before the due date
- Step 6 - After completing your task visit the competition page again to submit your work.

See the 16th page of this documentation to see the guide on how to submit/upload your work on my campus buddy website.

Rules of Competition

1. Participants will need to click photos of their content every time they complete one page or portion as their proof of work. The participant's face must be there in all the photographs.
2. Participants will need to upload all their proof of work photographs on their google drive and share the link in the proof of work section while applying for the competition.
3. All the participants are requested to make sure that they only upload their own work in this competition, if my campus buddy found any type of dispute, copyright issue, or work stolen complaint your (participant) entry in completion will be terminated effective immediately.
4. All the participants are requested to submit their work before the deadline, failing to do so may lead to their termination from the competition.
5. Participants will need to upload their **content** on google drive and share that link in the upload your work section while applying for the competition.



SINGING COMPETITION

Details of Competition

1. Competition Name: Singing
2. Theme: Spread happiness
3. Advice: Make it funny and laughable
4. Deadline: 08 May 2022

Steps to participate in the competition

- Step 1 - Login to mycampusbuddy.in (In case you are new then you need to signup first)
- Step 2 - Click on the competition menu at the Header/Footer of the website.
- Step 3 - Read all the details, rules, and regulations of the competition.
- Step 4 - Mark the deadline in your calendar.
- Step 5 - Complete your task before the due date
- Step 6 - After completing your task visit the competition page again to submit your work.

See the 16th page of this documentation to see the guide on how to submit/upload your work on my campus buddy website.

Rules of Competition

1. Participants will need to click photos of the same background, accessories, equipment, and video/audio editing work (same as the final video) as their proof of work. The participant's face must be there in all the photographs.
2. Participants will need to upload all their proof of work photographs on their google drive and share the link in the proof of work section while applying for the competition.
3. All the participants are requested to make sure that they only upload their own work in this competition, if my campus buddy found any type of dispute, copyright issue, or work stolen complaint your (participant) entry in completion will be terminated effective immediately.
4. All the participants are requested to submit their work before the deadline, failing to do so may lead to their termination from the competition.
5. Participants will need to upload their **video** on google drive and share that link in the upload your work section while applying for the competition.



DANCING COMPETITION

Details of Competition

1. Competition Name: Dancing
2. Theme: Mental health awareness
3. Advice: Make It emotional and inspiring
4. Deadline: 08 May 2022


Steps to participate in the competition

- Step 1 - Login to mycampusbuddy.in (In case you are new then you need to signup first)
- Step 2 - Click on the competition menu at the Header/Footer of the website.
- Step 3 - Read all the details, rules, and regulations of the competition.
- Step 4 - Mark the deadline in your calendar.
- Step 5 - Complete your task before the due date
- Step 6 - After completing your task visit the competition page again to submit your work.

See the 16th page of this documentation to see the guide on how to submit/upload your work on my campus buddy website.

Rules of Competition

1. Participants will need to click photos of the same background, accessories, equipment, and video/audio editing work (same as the final video) as their proof of work. The participant's face must be there in all the photographs.
2. Participants will need to upload all their proof of work photographs on their google drive and share the link in the proof of work section while applying for the competition.
3. All the participants are requested to make sure that they only upload their own work in this competition, if my campus buddy found any type of dispute, copyright issue, or work stolen complaint your (participant) entry in completion will be terminated effective immediately.
4. All the participants are requested to submit their work before the deadline, failing to do so may lead to their termination from the competition.
5. Participants will need to upload their **video** on google drive and share that link in the upload your work section while applying for the competition.



BASIC APP DEVELOPMENT COMPETITION

Details of Competition

1. Competition Name: Basic App Development
2. Theme: An application for college maintenance tracking (Washroom cleaning, Furniture repairing, etc)
3. Advice: Make it easy to use
4. Deadline: 22 May 2022

Steps to participate in the competition

- Step 1 - Login to mycampusbuddy.in (In case you are new then you need to signup first)
- Step 2 - Click on the competition menu at the Header/Footer of the website.
- Step 3 - Read all the details, rules, and regulations of the competition.
- Step 4 - Mark the deadline in your calendar.
- Step 5 - Complete your task before the due date
- Step 6 - After completing your task visit the competition page again to submit your work.

See the 16th page of this documentation to see the guide on how to submit/upload your work on my campus buddy website.

Rules of Competition

1. Participants will need to click photos of laptop/desktop, codes, and developing tools as their proof of work.
Participants will need to click photos with all their codes. The participant's face must be there in all the photographs.
2. Participants will need to upload all their proof of work photographs on their google drive and share the link in the proof of work section while applying for the competition.
3. All the participants are requested to make sure that they only upload their own work in this competition, if my campus buddy found any type of dispute, copyright issue, or work stolen complaint your (participant) entry in completion will be terminated effective immediately.
4. All the participants are requested to submit their work before the deadline, failing to do so may lead to their termination from the competition.
5. Participants will need to write (paste) their **work (APK File)** on google drive (google Docs) and share that link of google docs in the upload your work section while applying for the competition.
6. Participants will need to safely store their source code and proof of work, my campus buddy may ask you for the same in case of any verification or clarification.



POSTER DESIGNING COMPETITION

Details of Competition

1. Competition Name: Poster Designing
2. Theme: Humanity's survival in pandemic
3. Advice: Make it inspiring
4. Deadline: 22 May 2022

Steps to participate in the competition

- Step 1 - Login to mycampusbuddy.in (In case you are new then you need to signup first)
- Step 2 - Click on the competition menu at the Header/Footer of the website.
- Step 3 - Read all the details, rules, and regulations of the competition.
- Step 4 - Mark the deadline in your calendar.
- Step 5 - Complete your task before the due date
- Step 6 - After completing your task visit the competition page again to submit your work.

See the 16th page of this documentation to see the guide on how to submit/upload your work on my campus buddy website.

Rules of Competition

1. Participants will need to click photos of laptop/desktop, design, and designing tools as their proof of work. Participants will need to click photos with all their design steps. The participant's face must be there in all the photographs.
2. Participants will need to upload all their proof of work photographs on their google drive and share the link in the proof of work section while applying for the competition.
3. All the participants are requested to make sure that they only upload their own work in this competition, if my campus buddy found any type of dispute, copyright issue, or work stolen complaint your (participant) entry in completion will be terminated effective immediately.
4. All the participants are requested to submit their work before the deadline, failing to do so may lead to their termination from the competition.
5. Participants will need to upload **only one poster** on google drive and share that link in the upload your work section while applying for the competition.



VIDEO EDITING & ANIMATION COMPETITION

Details of Competition

1. Competition Name: Video Editing & Animation
2. Theme: Your college campus tour with sci-fi movie effects.
3. Advice: Make it relaxing
4. Deadline: 22 May 2022

Steps to participate in the competition

- Step 1 - Login to mycampusbuddy.in (In case you are new then you need to signup first)
- Step 2 - Click on the competition menu at the Header/Footer of the website.
- Step 3 - Read all the details, rules, and regulations of the competition.
- Step 4 - Mark the deadline in your calendar.
- Step 5 - Complete your task before the due date
- Step 6 - After completing your task visit the competition page again to submit your work.

See the 16th page of this documentation to see the guide on how to submit/upload your work on my campus buddy website.

Rules of Competition

1. Participants will need to click photos of the video background/content, video editing work, and editing tools as their proof of work. Participants will need to click photos with all their video editing steps. The participant's face must be there in all the photographs.
2. Participants will need to upload all their proof of work photographs on their google drive and share the link in the proof of work section while applying for the competition.
3. All the participants are requested to make sure that they only upload their own work in this competition, if my campus buddy found any type of dispute, copyright issue, or work stolen complaint your (participant) entry in completion will be terminated effective immediately.
4. All the participants are requested to submit their work before the deadline, failing to do so may lead to their termination from the competition.
5. Participants will need to upload their **video** on google drive and share that link in the upload your work section while applying for the competition.



WEB DESIGNING COMPETITION

Details of Competition

1. Competition Name: Web Designing
2. Theme: Redesign your college website with all the functions of the official website.
3. Advice: Make it easy to use and classy
4. Deadline: 22 May 2022

Steps to participate in the competition

- Step 1 - Login to mycampusbuddy.in (In case you are new then you need to signup first)
- Step 2 - Click on the competition menu at the Header/Footer of the website.
- Step 3 - Read all the details, rules, and regulations of the competition.
- Step 4 - Mark the deadline in your calendar.
- Step 5 - Complete your task before the due date
- Step 6 - After completing your task visit the competition page again to submit your work.

See the 16th page of this documentation to see the guide on how to submit/upload your work on my campus buddy website.

Rules of Competition

1. Participants will need to click photos of laptop/desktop, codes, and developing tools as their proof of work.
Participants will need to click photos with all their codes. The participant's face must be there in all the photographs.
2. Participants will need to upload all their proof of work photographs on their google drive and share the link in the proof of work section while applying for the competition.
3. All the participants are requested to make sure that they only upload their own work in this competition, if my campus buddy found any type of dispute, copyright issue, or work stolen complaint your (participant) entry in completion will be terminated effective immediately.
4. All the participants are requested to submit their work before the deadline, failing to do so may lead to their termination from the competition.
5. Participants will need to write (paste) their **work (Website Link)** on google drive (google Docs) and share that link of google docs in the upload your work section while applying for the competition.
6. Participants will need to safely store their source code and proof of work, my campus buddy may ask you for the same in case of any verification or clarification.



GUIDE FOR FILLING THE FORM ON THE WEBSITE

This is how the form looks on the website (Desktop mode)

Competition For Skill Enhancement ✕

Full Name *	Email *	Mobile Number *
<input type="text"/> 1	<input type="text"/> 2	<input type="text"/> 3
Registration Number *	College Name *	Competition Categories *
<input type="text"/> 4	<input type="text"/> 5	<input type="text" value="Choose Your Category"/> 6
Google Drive Link of Your Latest Photo *	Google Drive Link of Your Work Done *	Google Drive Link of Your Proof of work *
<input type="text"/> 7	<input type="text"/> 8	<input type="text"/> 9

Guide to filling up the form:

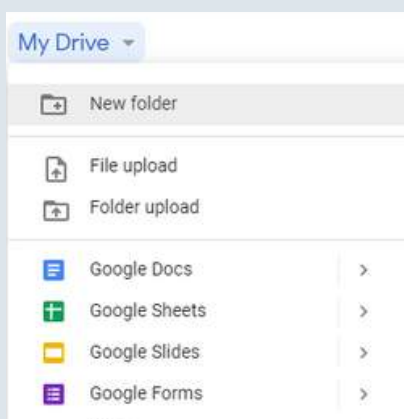
1. From 1 to 5 Write all your details.
2. In 6 Carefully select your competition category
3. In 7 Upload your latest picture on google drive and then paste the link
4. In 8 Upload your work (as mentioned in each competition section) on google drive and then paste the link
5. In 9 Upload your proof of work (as mentioned in each competition section) on google drive and then paste the link

Visit the next page to see "Guide for uploading files on google drive"



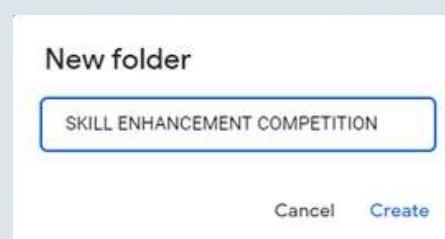
GUIDE FOR UPLOADING FILES ON GOOGLE DRIVE

1



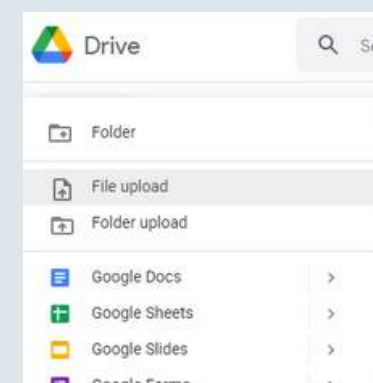
Login to your google drive, and then create a new folder

2



Name the folder as skill enhancement competition

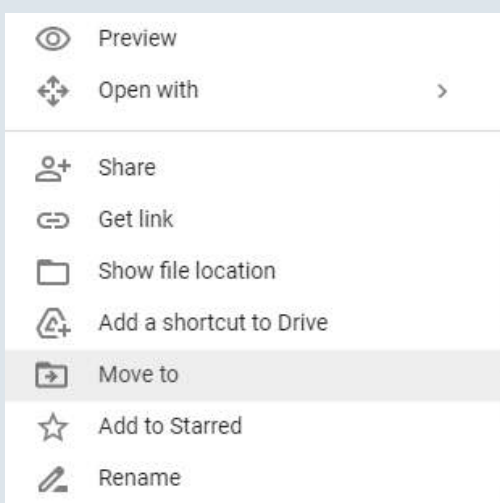
3



Upload all your file on google drive (make sure to rename the file with your name and category)

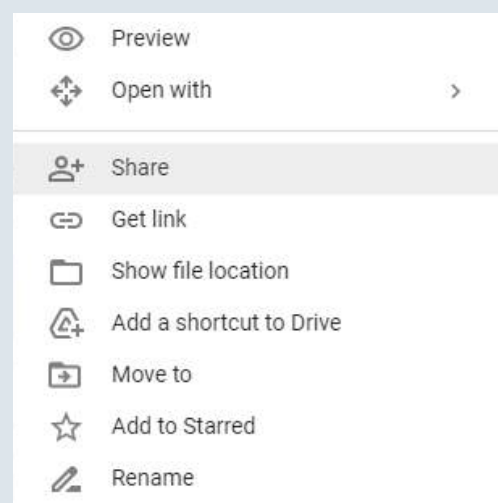
Example of the file name: 1 Rahul-Picture, 2 Rahul-Work, 3 Rahul-Work proof

4



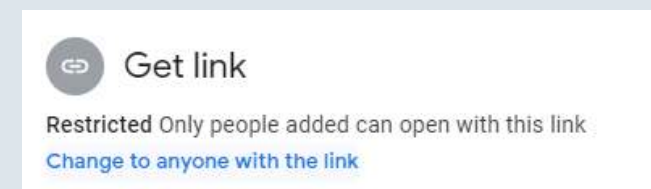
Move the uploaded file to skill enhancement competition folder (for easy access)

5



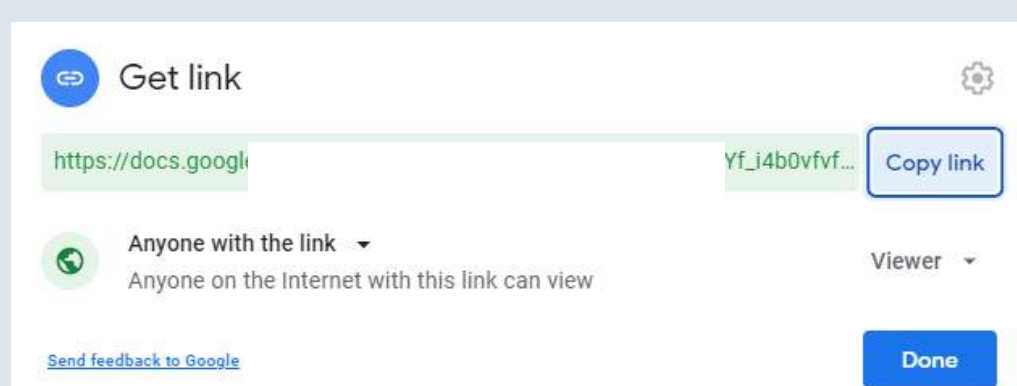
Right-click on the file and then select and click on the share option

6



Click on the **"change to anyone with the link"**

7



Now copy the link and click on done, paste the same link into the form.



questions

FREQUENTLY ASKED QUESTIONS

Can I participate in more than one competition?

Yes, you can but you will need to apply for each competition individually.

How many members can participate in each competition?

All the mentioned competition is only for solo participants which means this is not a team competition only one person can participate in each competition. However, any individual can participate in as much competition as they want.

What winners of the skill enhancement competition will get?

This competition is only for you so that you can win yourself. The only purpose of organizing skill enhancement competition is, to give a platform to college students so can they improve their inner skills by doing more and more practice. Along with this, college students can also learn some complementary skills.

However, My campus buddy may give gift vouchers or goodies to the winner of different competitions for appreciation and acknowledgment of their hard work.

Winners of the different skill enhancement competitions will get featured on my campus buddy web platform and social media.

If you have any further questions, write to us at hello@mycampusbuddy.in



ALL THE BEST

My Campus Buddy
www.mycampusbuddy.in
hello@mycampusbuddy.in